

MULTI-POINT BALL  
FLOAT SWITCH | KARI  
FLOAT SWITCH | FLOAT SWITCH  
**KF-805N** | **KARI**



- Float switch of multiple levels detection for many different kinds of liquid
  - KARI Float Switch that can be applied from Alarm to Control with one float
- SUITABLE FOR WASTE WATER OR VISCOUS LIQUID!

# KF-805N

## MULTI-POINT BALL FLOAT SWITCH

FROM ONE-POINT TO MULTI-POINT CONTROL, ACCURATELY DETECTING IN A RELIABLE OPERATION !

High quality float switch that is designed for level alarm and control of charging/discharging pumps, motors and electromagnetic valves. It perfectly detects levels of viscous liquids and wastewater containing suspended solids including scum and so on.

KARI mini float switch has weights inside the float. One weight determines the tilting and floating direction, and the other weight presses the microswitch when both microswitch and float have tilted. The switch provides contact output in response to the tilting of the float.

### DESIGNATION OF MODEL

**KF-805N-**   

- Detection Point (STD:1 - 6, OPTION:7 - 8)
- Multi-point Ball Float Switch
- Designation of Liquid Level Meter



# KARI

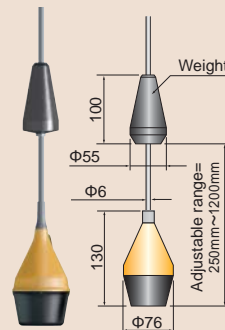
## KARI MINI FLOAT SWITCH

It is a compact version of the KARI Float Switch, and it is a quality Float Switch specifically suitable for level control of purified water and an alarm system.

Because the buoyancy of KARI Mini Float Switch is not forceful(2N about 200g), use KARI Float Switch for wastewater containing solids.

### Actuating Example

As for M2HAu Type, when the weight is set 48cm apart from the float, the switching height differential is 55cm.



### ●Kari Mini Float Switch Table by Type

TYPE	M1HAu	M1LAu	M1CAu
Contact Operation			
Close	■	■	■
Open	□	□	□
Line No.	1-2	1-2	1-3 1-2

### Application

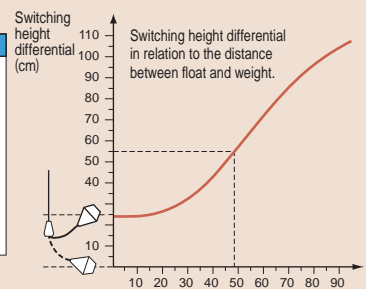
M1HAu= Upper Limit Alarm  
 M1LAu= Lower Limit Alarm \*No weight for  
 M1CAu= Alarm Switching M1LAu/M1HAu/M1CAu

### ●Kari Mini Float Switch Table by Type

TYPE	M2HAu	M2LAu
Contact Operation		
Close	■	■
Open	□	□
Line No.	1-2	1-2

### Application

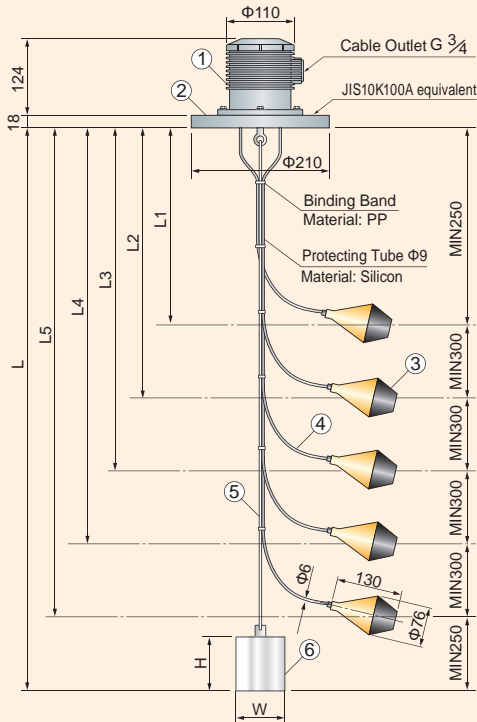
M2HAu= Water Discharging Pump Operation + Upper Limit Alarm  
 M2LAu= Water Filling Pump Operation + Lower Limit Alarm



Switching height differential in relation to the distance between float and weight.

Distance of the weight from float (cm)

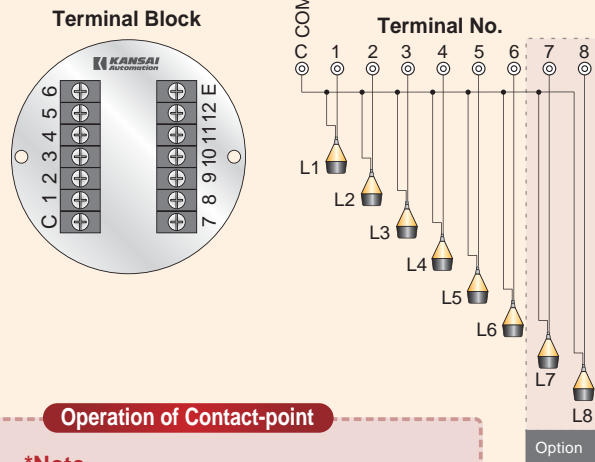
Curbing line: Switching Height Differential Subject to the weight position



\*Product below minimum in distance between floats can be available. (Prior arrangement is necessary.)

No	Part Name	Material	
1	Body(Terminal Box)	PVC	
2	Mounting Flange	PVC	
3	Float	PP	
4	Cable	PVC	
5	Rope	PP or SUS304 (Wire)	
6	Weight	1-6 point	
		7-8 point	
		SUS304 (W80xH75)	SUS304 (W80xH95)
		PVC(W90xH100)	PVC(W90xH120)

## SPECIFICATION COMMON WIRE CONNECTION



### Operation of Contact-point

#### \*Note

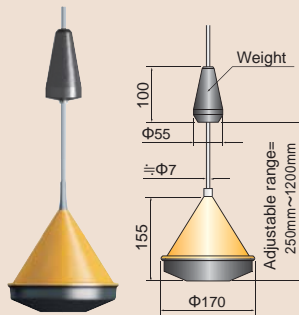
The standard is upward ON (the contact is closed when the liquid level rises). Please specify in case of downward ON (liquid level drops and contact is closed).

## KARI FLOAT SWITCH

KARI Float Switch has a strong buoyancy. (6N about 600g)  
This force helps detect liquid levels of wastewater containing solids and other liquids under adverse conditions.

#### Actuating Example

3HAu Type: If the weight is set 50cm apart from the float (A), the switching height differential is about 60cm (B). The upper end activation point is about 25cm (C).



#### •Kari Float Switch Table by Type

TYPE	1HAu	1HAu	1CAu
Contact Operation			
Close	■	■	■
Open	□	□	□
Line No.	1-2	1-2	1-3, 1-2

#### Application

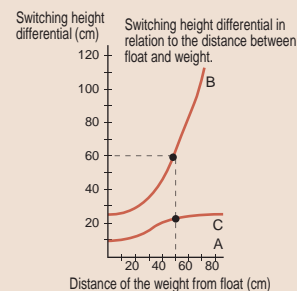
1HAu= Upper Limit Alarm  
1LAu= Lower Limit Alarm \*No weight for 1LAu, 1HAu and 1CAu  
1CAu= Alarm Switching

#### •Kari Float Switch Table by Type

TYPE	2HAu	2LAu	2HLAu	3HAu	3LAu	3HEAu	3LEAu	4HAu	4LAu
Contact Operation									
Close	■	■	■	■	■	■	■	■	■
Open	□	□	□	□	□	□	□	□	□
Line No.	1-2	1-2	1-2, 1-3	1-2, 1-3	1-2, 3-4	1-2, 1-3	1-2, 3-4	1-4, 1-3	1-4, 1-3

#### Application

2HAu =Water Drain Pump Operation 3HAu=Water Drain Pump Operation +Upper Limit Alarm  
2LAu =Water Filling Pump Operation 3LAu=Water Filling Pump Operation + Lower Limit Alarm  
2HLAu=Upper/Lower Limit Alarm 3HEAu=Water Drain Pump Operation +Upper Limit Alarm(Separate Contact) 4HAu=Water Drain Pump Operation + Upper/Lower Limit Alarm  
3LEAu =Water Filling Pump Operation +Lower Limit Alarm(Separate Contact) 4LAu =Water Filling Pump Operation + Upper/Lower Limit Alarm



**Curb B:** Curbing line: Switching Height Differential Subject to the weight position  
**Curb C:** Upper end Activation Point which is Differential Subject to the weight position

## KF-805N MULTI-POINT BALL FLOAT SWITCH

**Output Contact** : 250VAC 1A ( Resistance Load,  
Kari Mini Float Switch single unit )

**Rated Voltage** : 250VAC

**Rated Current** : 1mA~1A ( Resistance Load,  
Kari Mini Float Switch single unit )

**Temperature** : 55°C

**Buoyancy** : 2N

**Material of Terminal Box** : PVC

**Cable Material**: PVC

**Float Material**: PP ( PVC gasket )

**Rope Material**: PP ( can be made of SUS304 )

**Weight Material**: SUS304 ( PVC-covering weight can be available. )

**Mounting Method**: JIS10K100A equivalent  
( Option JIS5K100A~200A equivalent  
or 10K125A~200A equivalent. )

## KARI FLOAT & KARI MINI FLOAT

**Weight** : Kari Float Switch = 1.1 – 2.0kg  
Kari Mini Float switch = 0.5 – 0.9kg

**Rated Voltage** : 250VAC, 1A

**Contact-point** : Micro-switch and others

**Rated current at Contact** : 1mA~1A

**Maximum Temperature** : Kari Float switch= +55°C  
Kari Mini Float switch =+55°C  
( Heat resistant Spec +70°C max )  
can be ordered.

**Pressure Rating** : 200kPa ( about 2kgf/cm<sup>2</sup> )

**Buoyancy** : Kari Float Switch=6N ( about 600g )  
Kari Mini Float switch=2N ( about 200g )

**Adjustable range** : weight low~weight high = 250~1200mm

**Float Material** : PP ( PVC gasket )

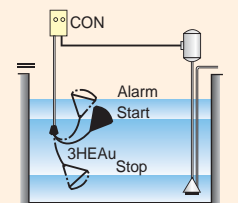
**Weight material** : PP ( PVC gasket )

**Cable material** : PVC, standard 9.5mm

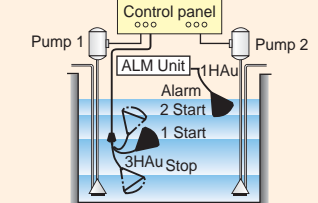
\*Teflon-cable can be ordered.

**APPLICATION**

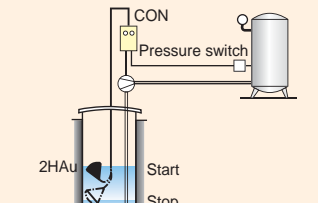
**Kari Float and Kari Mini**



•Water-Drain Control and Upper limit Alarm by using 3HEAu

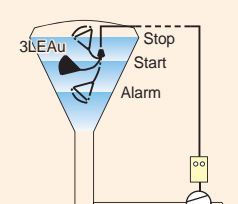


•Water-Drain-pump Alternating Operation Control and Upper limit Alarm by using 3LEAu & 1HAu (M1HAu)

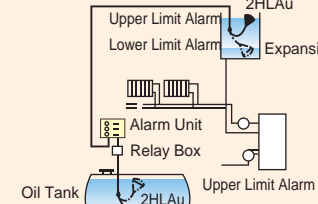


•Prevention of Dry Running by using 2HAu (M2HAu)

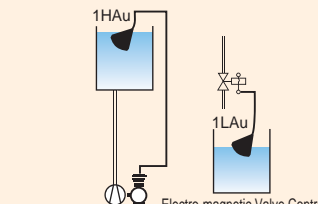
---



•Water Filling Control and Lower Limit Alarm by using 3LEAu



•Central Heating Plant Control by using 2HLAu



•Engine Auto Shutdown by using 1HAu (M1HAu), 1LAu (M1LAu)

## Line of business

- Rotary Paddle Type Level Switch
- Vibration Type Level Switch
- Swing Type Level Switch
- Acoustic Level Switch
- Capacitance Type Level Switch
- Capacitive Proximity Sensor
- Capacitance Type Level Indicator
- Diaphragm Type Level Switch
- Tilt Switch
- Leak Type Level Switch
- Microwave Switch
- Sounding Bob Type Level Indicator
- Flow Switch
- Conductance Type Level Switch
- Float Switch
- Float Type Level Indicator
- Ultrasonic Type Level Indicator
- Equipments For Conveyor Lines
- Dust Monitor System
- Zirconia Oxygen Analyzer
- Laser Type Level Indicator
- RADAR Type Level Indicator
- Ultrasonic Flow meter

\*Please be sure to read USER'S GUIDE, Installation & Operation Instructions before using the instrument.

\*The specifications herein may be subject to change without advance notice.

General Manufacturer of Level Controllers for Powder, Granules, and Liquid

**KANSAI Automation Co., Ltd.**

**Headquarters :**

2-14, Togano-cho, Kita-ku, Osaka 530-0056, Japan

TEL. 81-6-6312-2071 FAX. 81-6-6314-0848

e-mail: info@kansai-automation.co.jp

<http://www.kansai-automation.co.jp>

**Tokyo Branch:** 1-29-6, Hamamatsu-cho, Minato-ku, Tokyo 105-0013, Japan  
TEL. 81-3-5777-6931 FAX. 81-3-5777-6933

**Nagoya Office:** 3-10-17, Uchiyama, Chigusa-ku, Nagoya 464-0075, Japan  
TEL. 81-52-741-2432 FAX. 81-52-741-1588

**Hiroshima Office:** 13-11, Noborimachi, Naka-ku, Hiroshima 730-0016, Japan  
TEL. 81-82-222-1555 FAX. 81-82-222-1556

**Kyushu Office:** 1-1-21, Komemachi, Kokura Kita-ku, Kitakyushu 802-0003, Japan  
TEL. 81-93-511-4741 FAX. 81-93-511-4580

Agent

**SCIGATE**  
Your Automation Partner



SCIGATE AUTOMATION (S) PTE LTD

No.1 Bukit Batok Street 22 #01-01 Singapore 659592

Tel: (65) 6561 0488 Fax: (65) 6562 0588

Email: sales@scigate.com.sg Web: www.scigate.com.sg

Business Hours: Monday - Friday 8.30am - 6.15pm

official site

